



WWW.BRANDIFYHQ.COM



HOW TO GUIDE

Brandify

GETTING READY
TO DESIGN
YOUR WEBSITE

PRO TIP - PREP & ORGANIZE

SAVE TIME AND HEADACHES!

- Take 20 minutes to prepare and get organized BEFORE you begin building your website.

A LIST OF WHAT YOU NEED...

BRAND BOARD

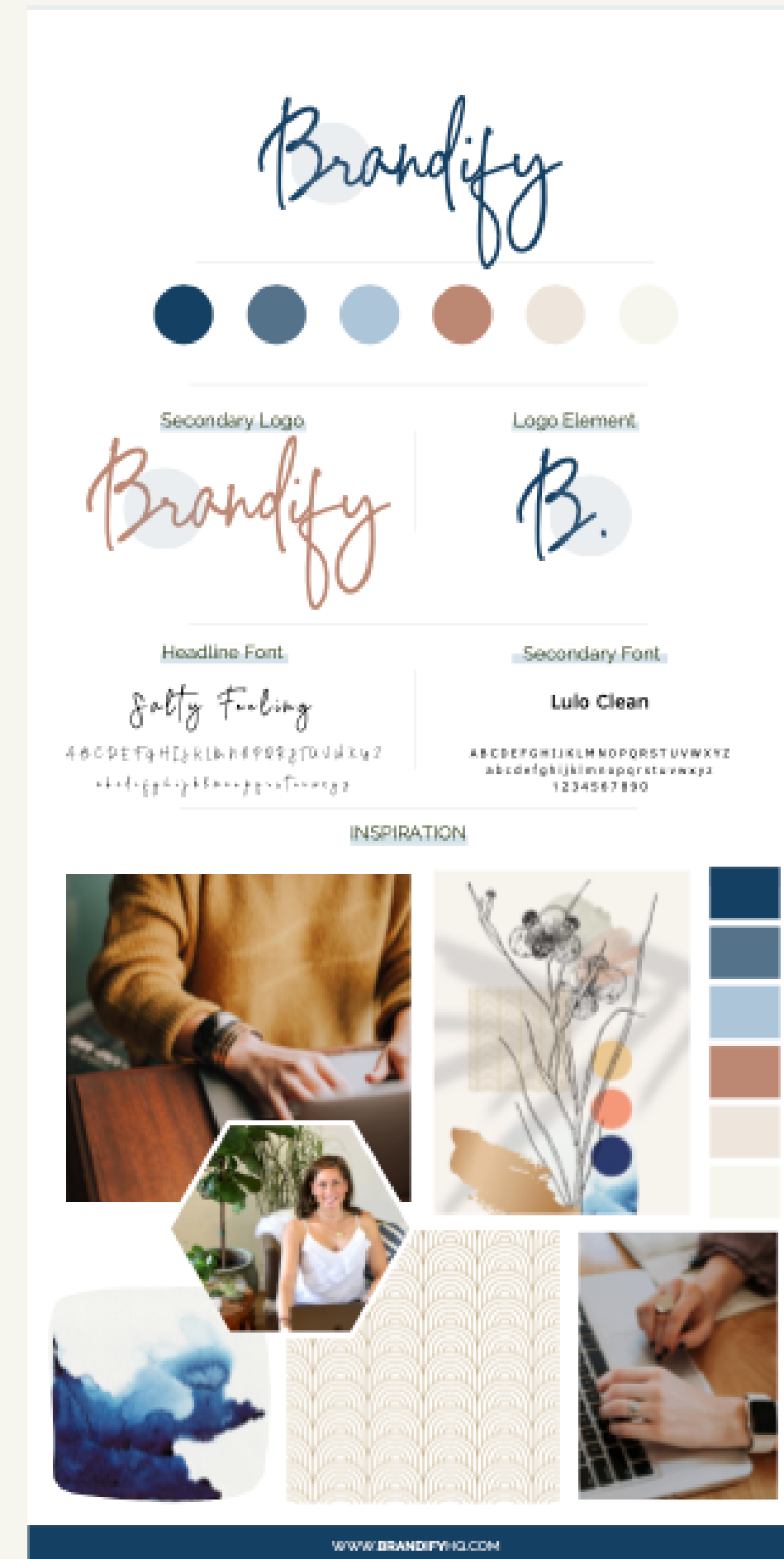
- Brand Color Palette
 - Hex Codes
- Brand Fonts
 - Font Name, Size, Letter Spacing
- Logo File
- Images
- Website copy
- List of website features, functionality, apps
- Navigation/Sub-nav menu
- Pre-selected Wix template

BRAND ELEMENTS

BRAND BOARD


- Brand Color Palette
 - Hex Codes
- Brand Fonts
 - Font Name, Size, Letter Spacing
- Logo File

Brandify Your Website




BRAND ELEMENTS


COLOR PALETTE HEXCODES




#154063



#54728A



#ADC5D8



#BC8872



#EEE6DC



#F6F6EE

Brandify Your Website

BRAND ELEMENTS

BRAND FONTS



Check to see if you brand fonts are available on Wix

Example - Old Standard

Download fonts from the web.

Google: Free Font Download [Font Name]

- Download for free
- Purchase license to use it

Upload to Wix

- Log into Wix
- Click on text
- Click on change font
- Click on upload font.

NEXT...

Also make sure you have these items too!

- Images
- Website copy
- List of website features, functionality, apps
- Navigation/Sub-nav menu
- Pre-selected Wix template

Getting Ready **CHECKLIST**

☐ **BRAND COLOR PALETTE
HEX CODES**

☐ **BRAND FONTS**

☐ **LOGO FILE**

☐ **IMAGES**

☐ **WEBSITE COPY**

☐ **LIST OF WEBSITE FEATURES,
FUNCTIONALITY, APPS**

☐ **NAVIGATION/SUB-NAV MENU**

☐ **PRE-SELECTED WIX TEMPLATE**